



## Hawa Frontino


Flächenbündige Schiebetechnik  
für Möbel

Flush-fitted sliding door system  
for furniture

Système de coulissement affleurante  
pour meubles



# Sortimentsübersicht | Product range overview | Vue d'ensemble

Gewichtsbereich Türe Door weight range Plage de poids de port	Anwendung Application Application	Einsatzbereich Area of application Domaine d'utilisation	Designvariante Design variant Variante de design	Lauftechnik Running system Système de roulement	Schrankschöhe (max.) Cabinet height (max.) Hauteur d'armoire (max.)	Schranksbreite Cabinet width Largeur d'armoire
20kg	<b>Sideboard, Highboard Oberschrank</b>	<b>Wohnen, Büro</b> Living room, office Salon, bureau		UL	1000	1200 - 2400
	Sideboard, Highboard, Wall cabinet					
	Sideboard, Highboard, Meuble haut			OL	1000	1200 - 2400
	<b>Oberschrank</b>	<b>Küche</b> Kitchen Cuisine		OL	1000	1200 - 2400
	Wall cabinet Meuble haut					
40kg	<b>Hochschrank</b> Tall cabinet Armoire haut	<b>Wohnen, Schlafen, Eingang, Büro</b> Living room, be- droom, entrance, office Salon, chambre à choucher, entrée, bureau		OL	2400	1200 - 2400









OL = Obenlaufend/Top running/Roulement en haut


UL = Untenlaufend/Bottom running/Roulement en bas

Hawa Frontino 20 H OS FS



**Hawa Frontino**

	<b>Hawa Frontino 20 H FS ul</b> untenlaufend bottom running à roulement en bas		<b>6/7</b> <b>12</b>
	<b>Hawa Frontino 20 H FS ol</b> obenlaufend top running à roulement en haut		<b>8/9</b> <b>12</b>
	<b>Hawa Frontino 20 H OS FS</b> obenlaufend top running à roulement en haut		<b>10/11</b> <b>13</b>
	<b>Hawa Frontino 40 H FS</b>		<b>16 – 18</b>

<b>Ausrichtbeschlag</b> Straightening fitting Ferrure de redressement		<b>19</b>
---	---	-----------

System  
Système

Tragkraft pro Türe  
Carrying capacity per door  
Capacité de charge par porte

**Hawa Frontino 20 FS**

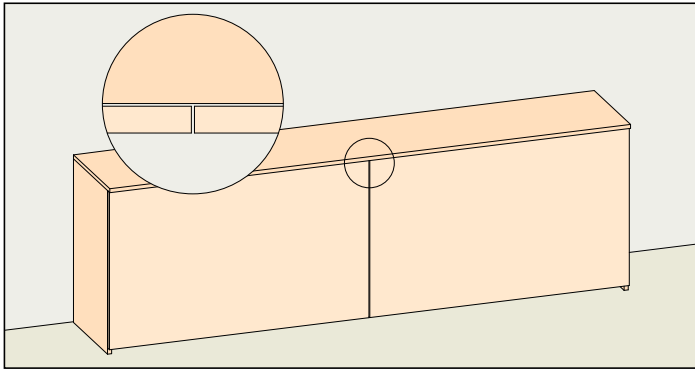
Modell  
Model  
Modèle



Hawa Frontino 20 H FS

Hawa Frontino 20 H FS

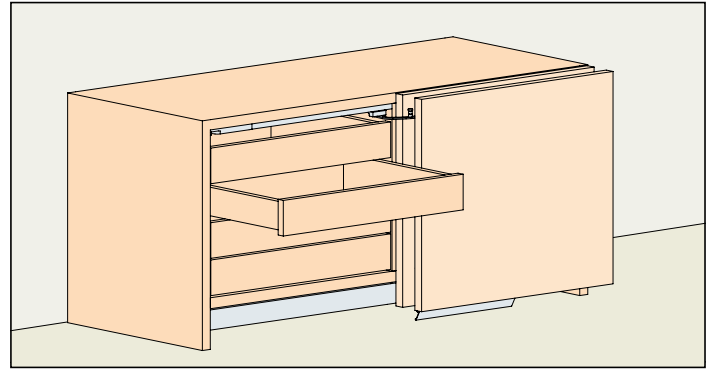




**Flächenbündige Designvarianten – Kein Türversatz, grifflos oder freie Anordnung der Griffe**

Flush design – Sliding solution without door offset, without handles or flexible handle arrangement

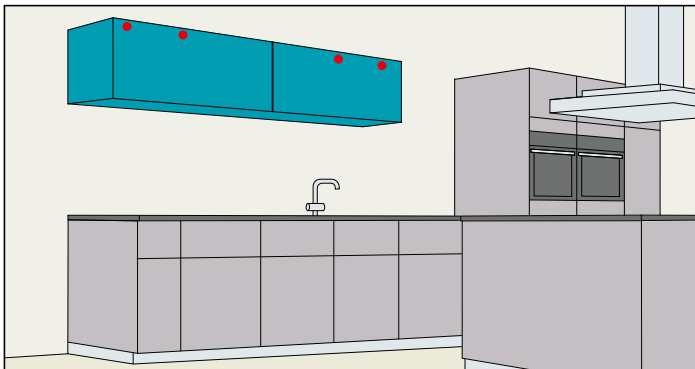
Design affleurant – Solution coulissante sans retrait de la porte, sans poignées ou libre disposition des poignées



**Hoher Bedienungskomfort – Ergonomische Öffnungsform, 100% Türöffnung**

Extremely convenient operation – Ergonomic opening design, 100% door opening

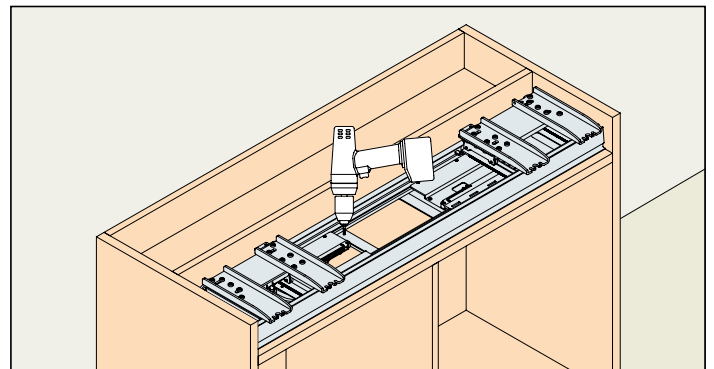
Grand confort d'utilisation – Forme d'ouverture ergonomique, ouverture de la porte à 100%



**Moderne Küchenwelten – Obenlaufende Anwendungen ohne Nut im Boden**

Modern kitchen environment – Top running applications without a groove in the floor

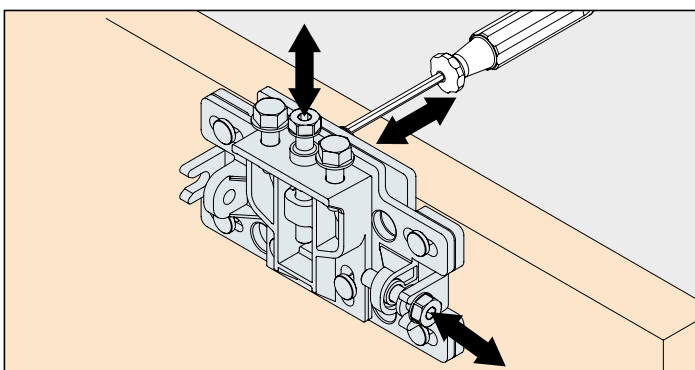
Monde moderne de la cuisine – Applications avec roulement en haut sans rainure dans le sol



**Effizienz und Wirtschaftlichkeit – Minimale Montagezeit dank vormontierter Lauftechnik, keine Korpusbearbeitung**

Efficient and cost-effective – Minimal installation time thanks to the pre-mounted running system, no cabinet processing required

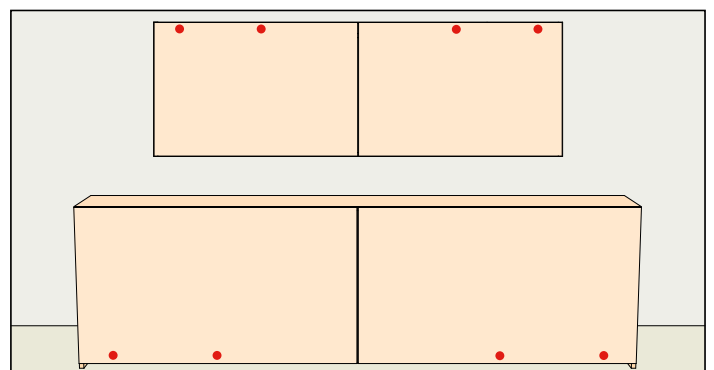
Efficacité et rentabilité – Temps de montage minimal dû au système de roulement prémonté, aucun usinage du corps de meuble



**Einfachheit – Türjustierung an einer Komponente**

Simplicity – Door adjustment using a single component

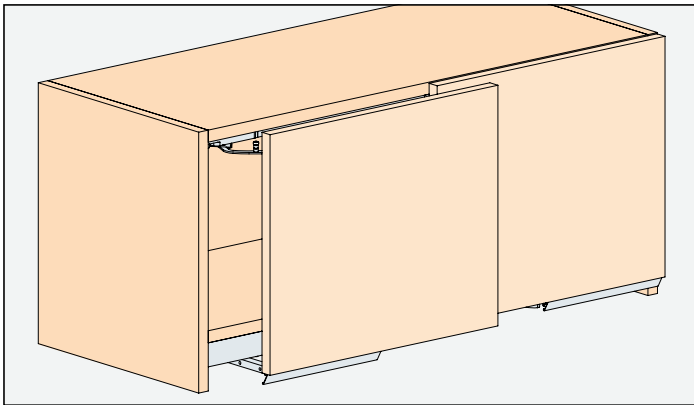
Simplicité – Ajustement de la porte sur un seul composant



**Schlankes Sortiment – Ein Beschlagssystem für oben- oder untenlaufende Anwendungen**

Multi-faceted product range – One hardware system for top and bottom running applications

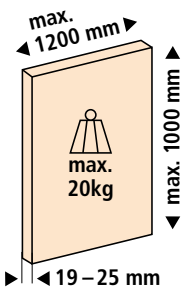
Gamme restreinte – Un système de ferrures pour applications avec roulement en bas ou en haut



**System: Lauf- und Führungsschiene aufgeschraubt, untenlaufend, ohne Korpusbearbeitung, für zwei Holztüren bis 20 kg. Design Flächenbündig/Forslide**

System: Running and guide track screwed on, bottom running, without cabinet modification, for two wooden doors up to 20 kg. Flush design/Forslide

Système: rails de roulement et de guidage vissés, à roulement en bas, aucune préparation nécessaire le corps de meuble, pour deux portes en bois jusqu'à 20 kg. Design affleurant/Forslide

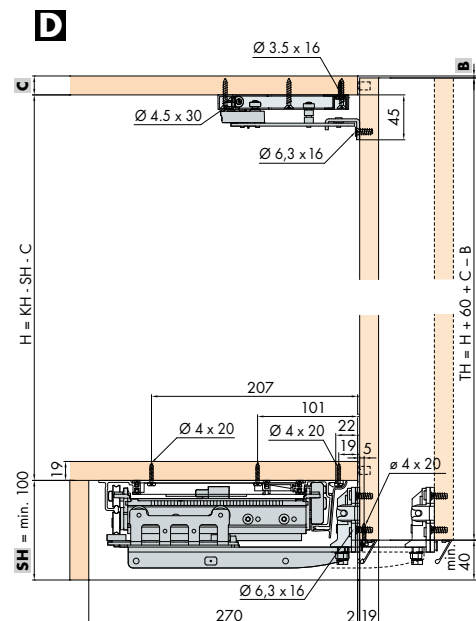
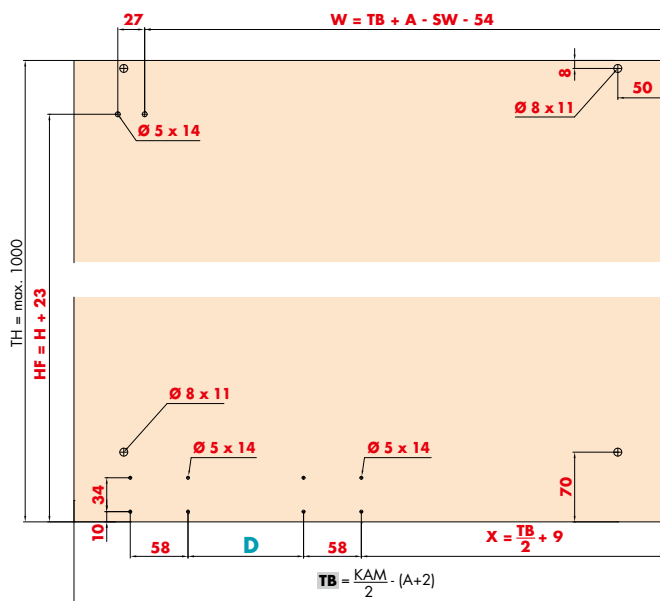


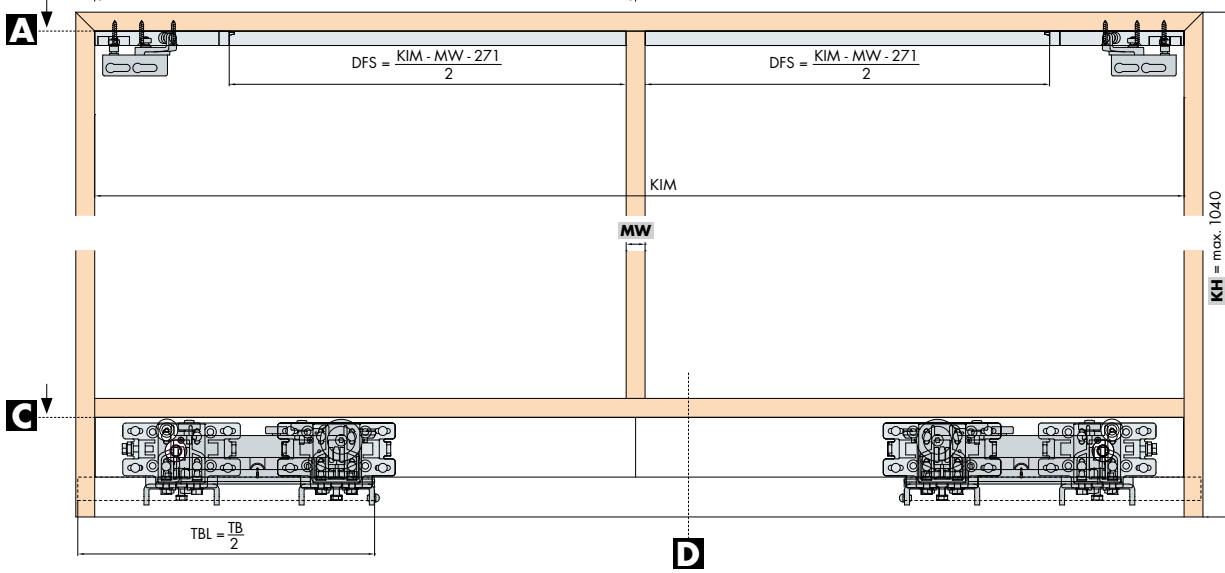
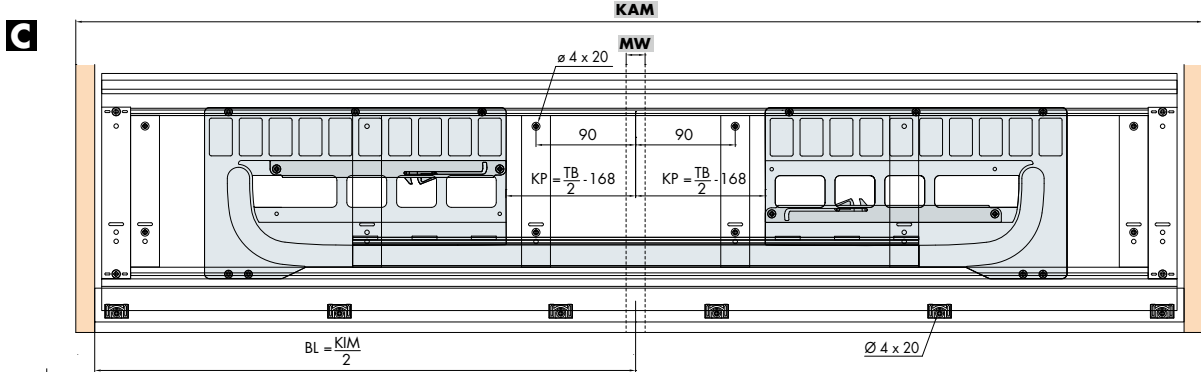
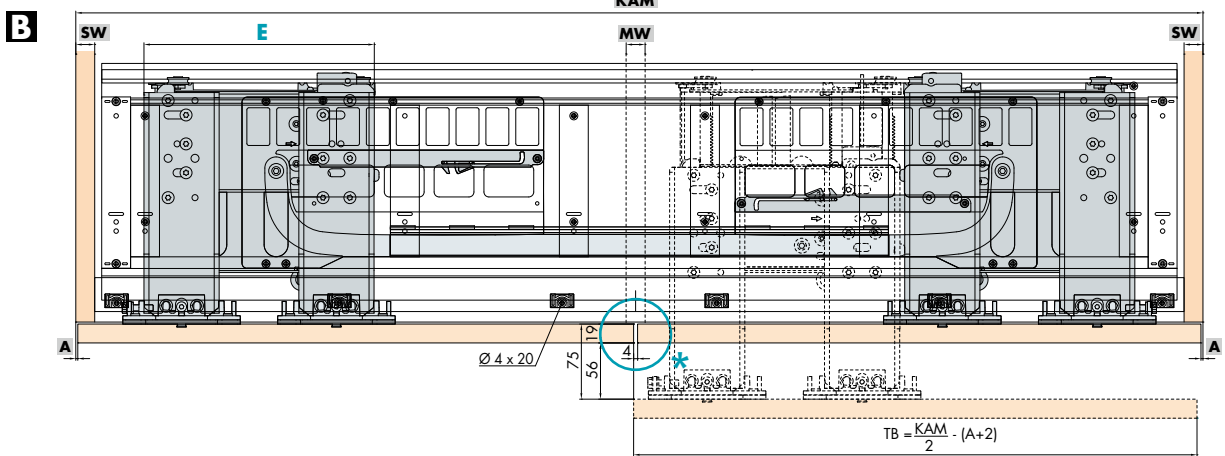
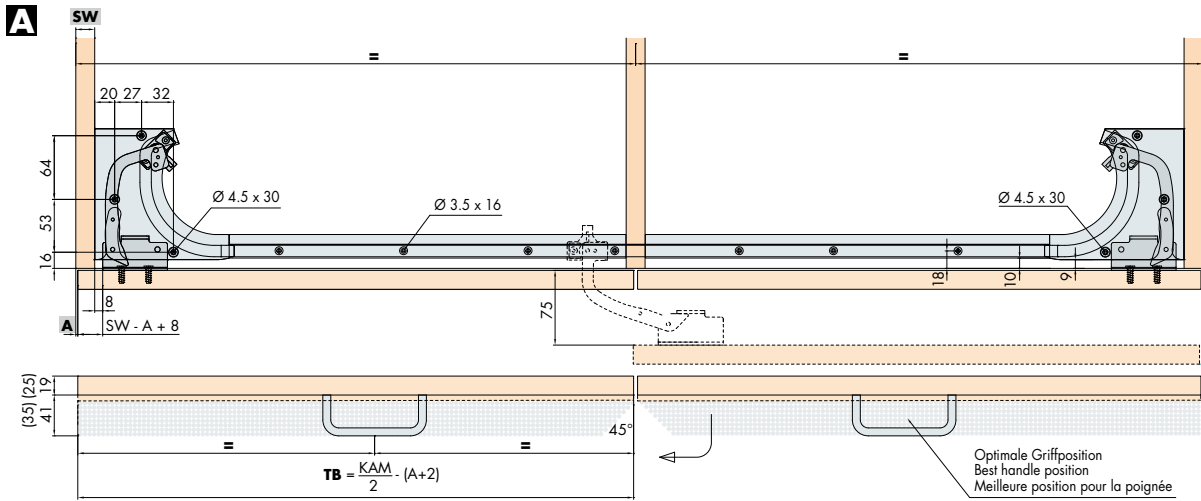
Abkürzungen/Abbreviations/Abréviations			
<b>TH</b>	<b>Türhöhe</b>	Door height	Hauteur de porte
<b>TB</b>	<b>Türbreite</b>	Door width	Largeur de porte
<b>W</b>	<b>Position Führung</b>	Guide position	Position guidage
<b>HF</b>	<b>Höhe Führung</b>	Height of guide	Hauteur guidage
<b>X</b>	<b>Bohrung Frontbefestigung</b>	Drill hole front fixing	Perçage fixation de la face
<b>KP</b>	<b>Position Steuerkurve</b>	Position radial cam	Position came de commande

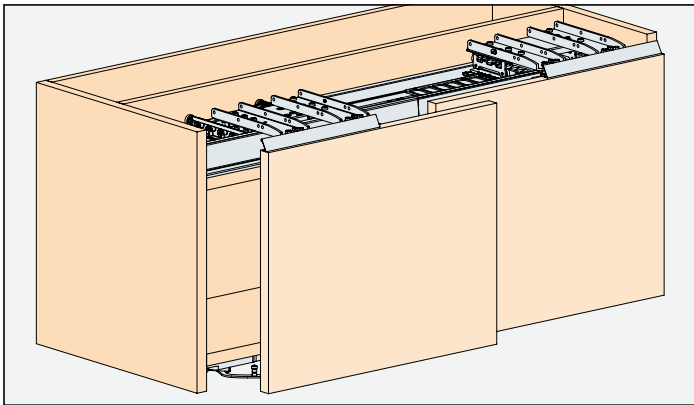
Einbaugrößen/Installation dimensions/Dimensions de montage		<b>E</b>	<b>D</b>
		mm	mm
<b>Typ S1</b>	= KAM 1200-1399 mm	231	97
<b>Typ S2</b>	= KAM 1400-1599 mm	281	147
<b>Typ S3</b>	= KAM 1600-1799 mm	331	197
<b>Typ S4</b>	= KAM 1800-1999 mm	381	247
<b>Typ S5</b>	= KAM 2000-2199 mm	431	297
<b>Typ S6</b>	= KAM 2200-2400 mm	481	347

**Übersicht/Overview/Synopsis:** 12

**Einbaubeispiele/Mounting examples/Exemples de montage**



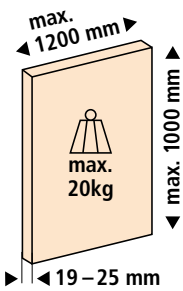




**System: Lauf- und Führungsschiene aufgeschraubt, obenlaufend, ohne Korpusbearbeitung, für zwei Holztüren bis 20 kg. Design Flächenbündig/Forslide**

System: Running and guide track screwed on, top running, without cabinet modification, for two wooden doors up to 20 kg. Flush design/Forslide

Système: rails de roulement et de guidage vissés, à roulement en haut, aucune préparation nécessaire le corps de meuble, pour deux portes en bois jusqu'à 20 kg. Design affleurant/Forslide

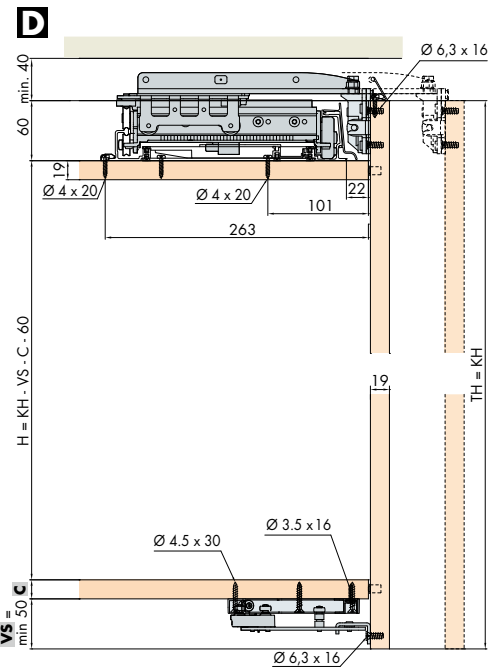
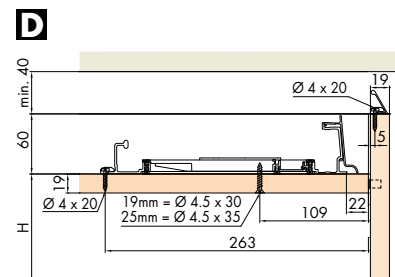
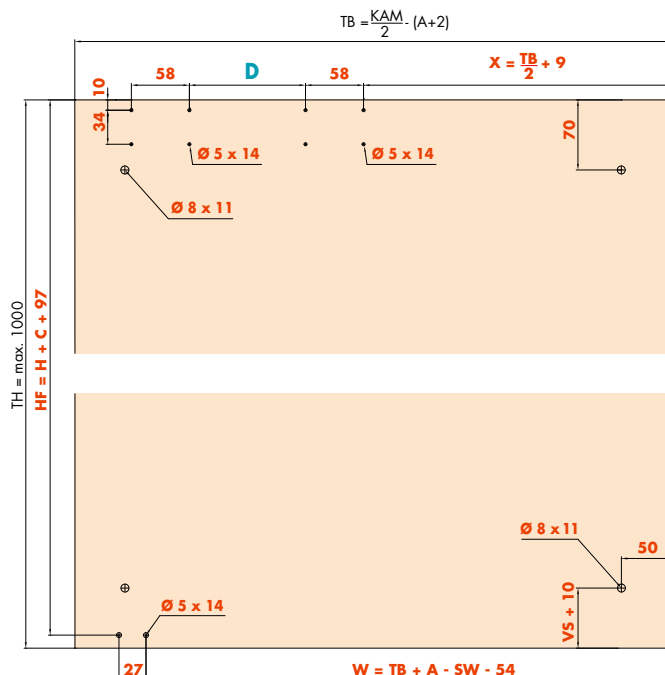


Abkürzungen/Abbreviations/Abréviations			
<b>TH</b>	<b>Türhöhe</b>	Door height	Hauteur de porte
<b>TB</b>	<b>Türbreite</b>	Door width	Largeur de porte
<b>W</b>	<b>Position Führung</b>	Guide position	Position guidage
<b>HF</b>	<b>Höhe Führung</b>	Height of guide	Hauteur guidage
<b>X</b>	<b>Bohrung Frontbefestigung</b>	Drill hole front fixing	Perçage fixation de la face
<b>KP</b>	<b>Position Steuerkurve</b>	Position radial cam	Position came de commande

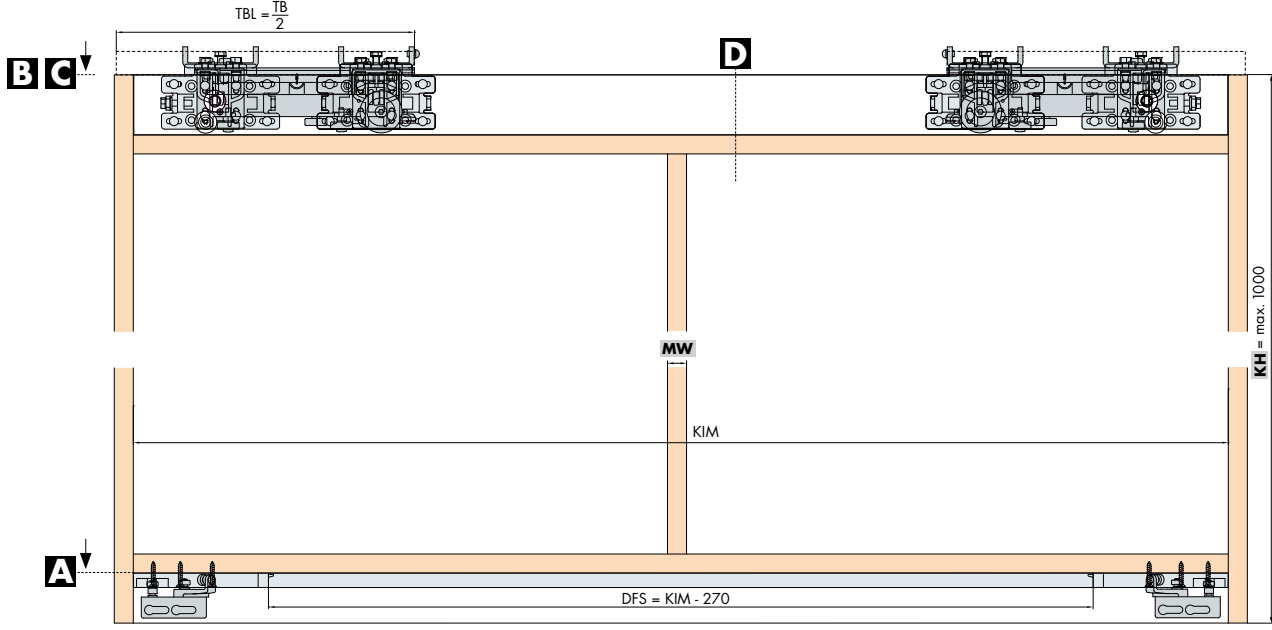
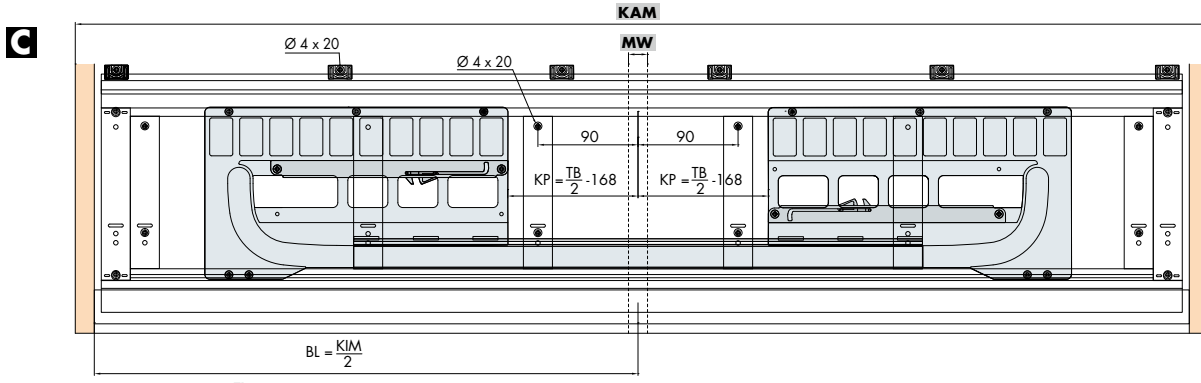
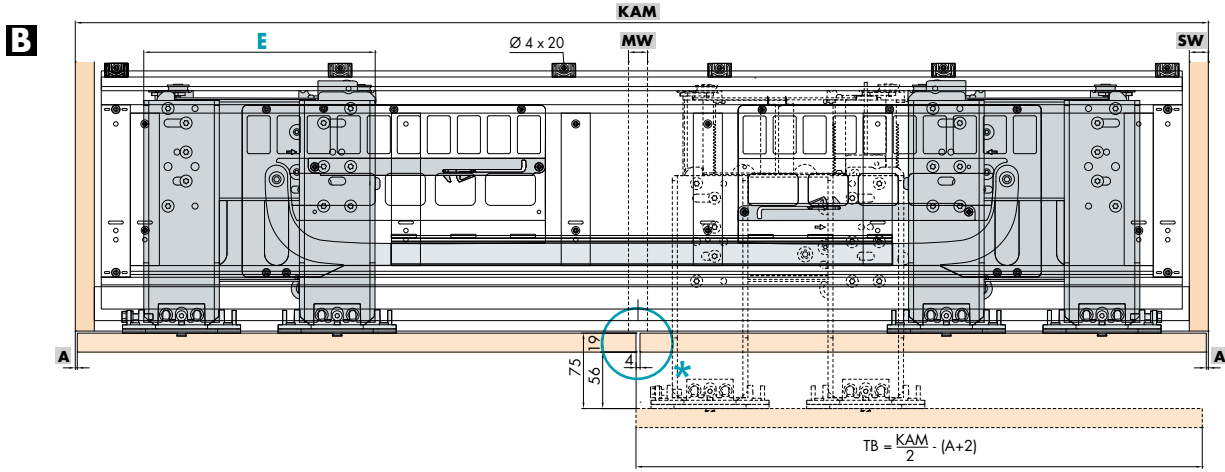
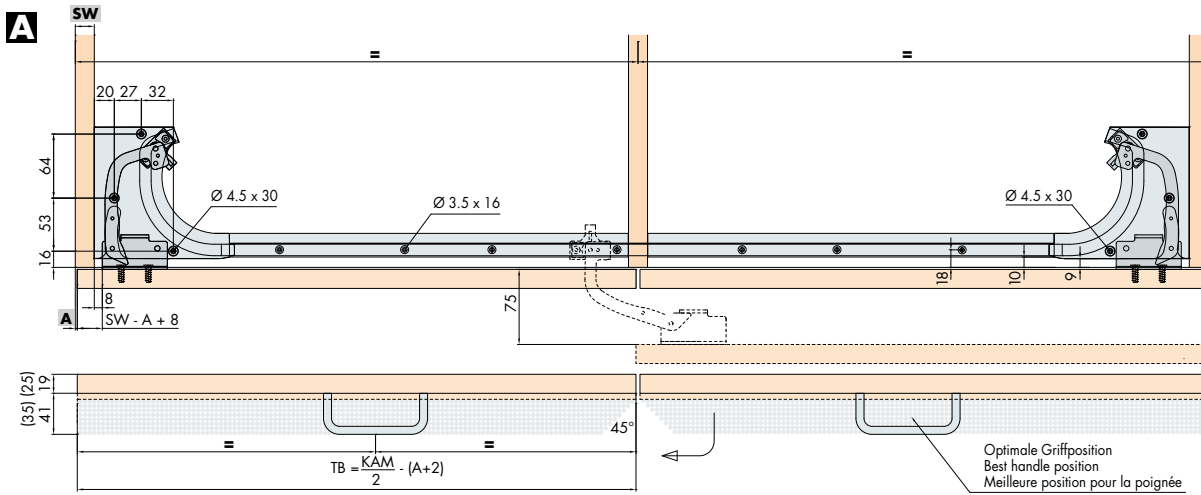
Einbaugrößen/Installation dimensions/Dimensions de montage		<b>E</b>	<b>D</b>
		mm	mm
<b>Typ S1</b>	= KAM 1200-1399 mm	231	97
<b>Typ S2</b>	= KAM 1400-1599 mm	281	147
<b>Typ S3</b>	= KAM 1600-1799 mm	331	197
<b>Typ S4</b>	= KAM 1800-1999 mm	381	247
<b>Typ S5</b>	= KAM 2000-2199 mm	431	297
<b>Typ S6</b>	= KAM 2200-2400 mm	481	347

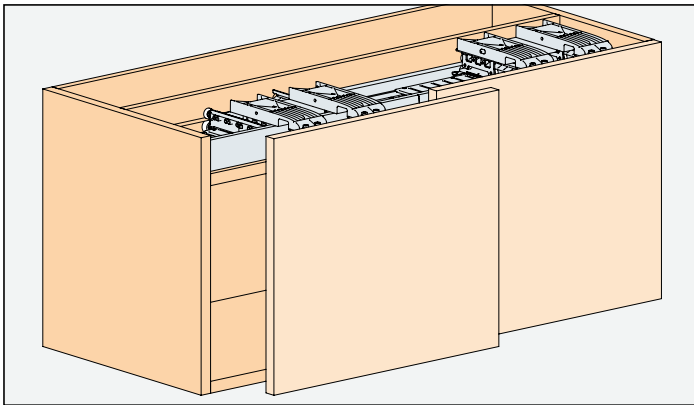
**Übersicht/Overview/Synopsis:** 12

**Einbaubeispiele/Mounting examples/Exemples de montage**





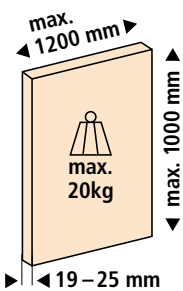




**System: Lauf- und Führungsschiene aufgeschraubt, obenlaufend, ohne Korpusbearbeitung, ohne Blenden, für zwei Holztüren bis 20 kg. Design Flächenbündig/Forslide**

System: Running and guide track screwed on, top running, without cabinet modification, without panels, for two wooden doors up to 20 kg. Flush design/Forslide

Système: rails de roulement et de guidage vissés, à roulement en haut, aucune préparation nécessaire le corps de meuble, sans caches, pour deux portes en bois jusqu'à 20 kg. Design affleurant/Forslide

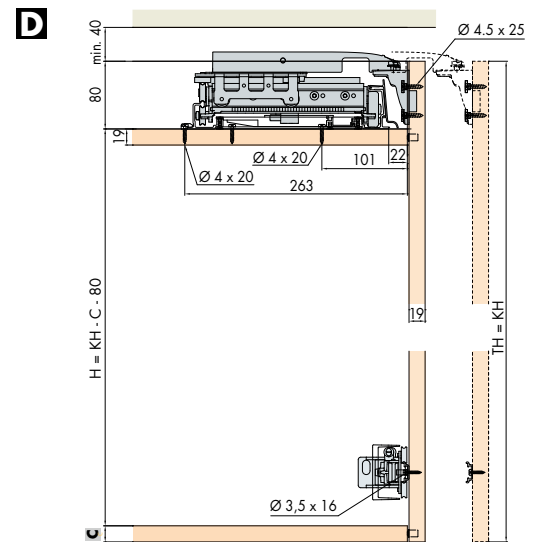
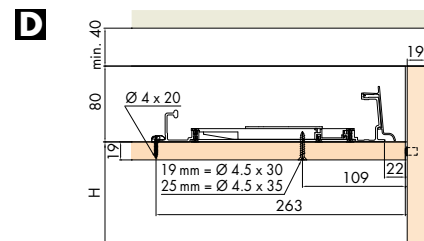

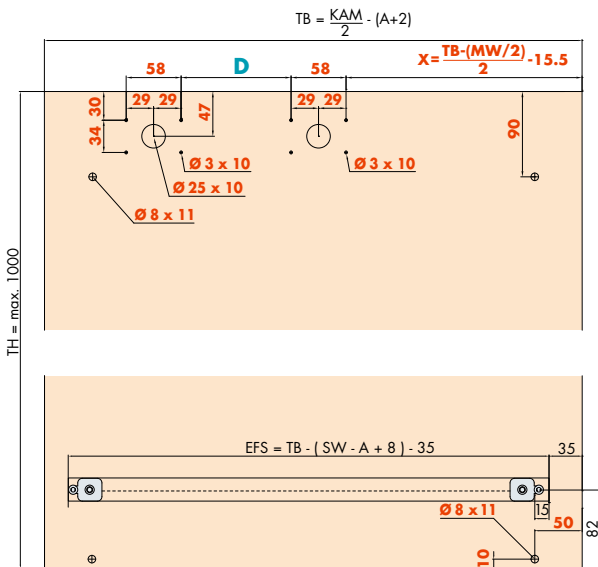


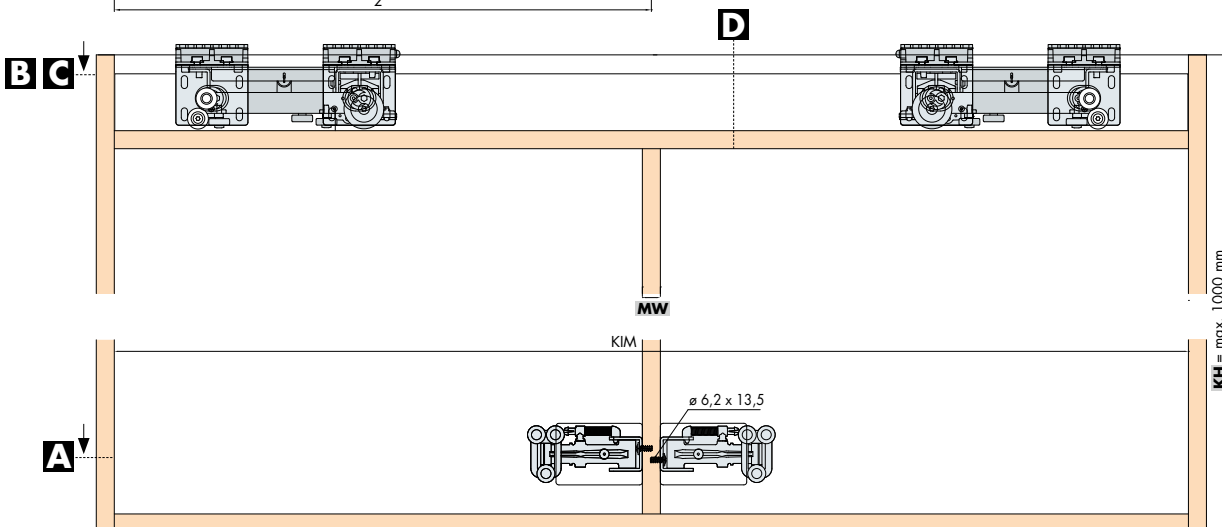
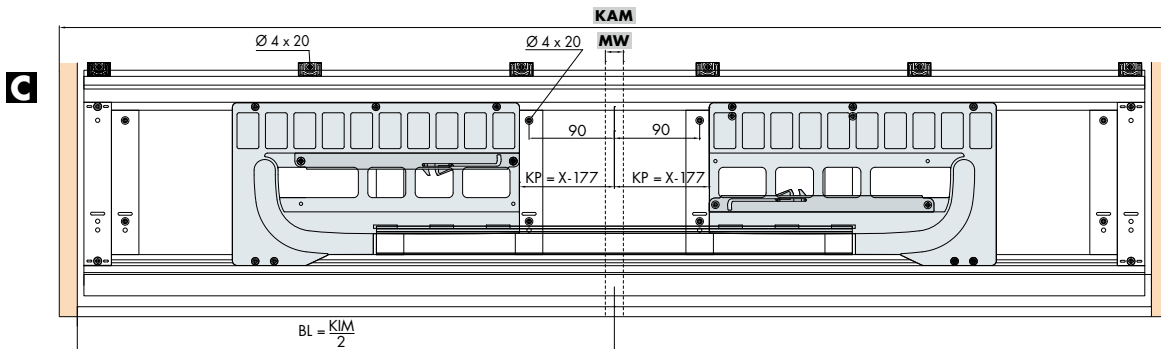
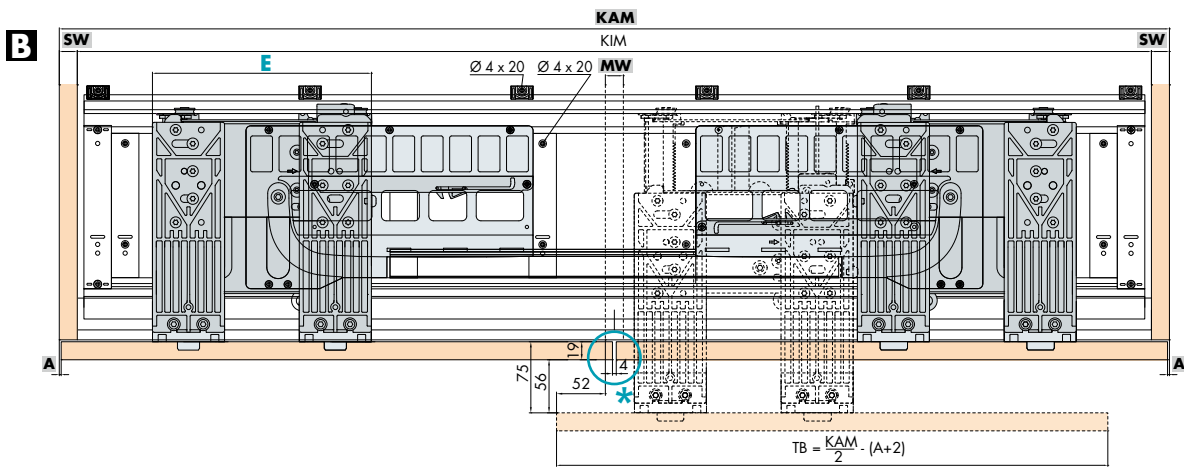
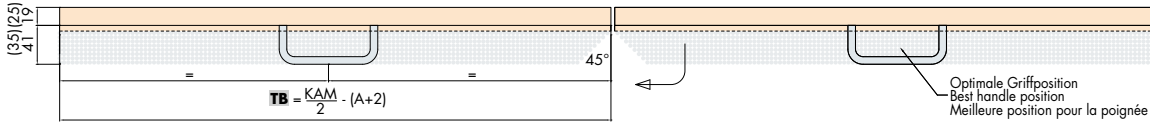
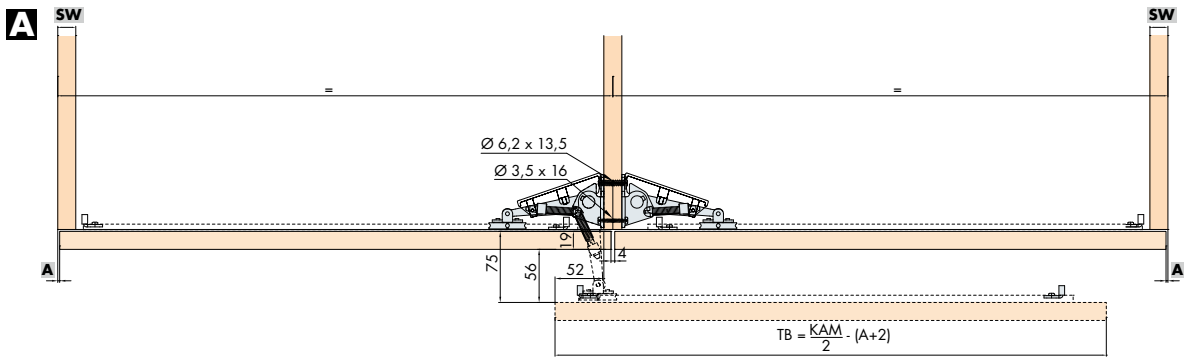
Abkürzungen/Abbreviations/Abréviations			
<b>TH</b>	<b>Türhöhe</b>	Door height	Hauteur de porte
<b>TB</b>	<b>Türbreite</b>	Door width	Largeur de porte
<b>X</b>	<b>Bohrung Frontbefestigung</b>	Drill hole front fixing	Perçage fixation de la face
<b>KP</b>	<b>Position Steuerkurve</b>	Position radial cam	Position came de commande

Einbaugrößen/Installation dimensions/Dimensions de montage		<b>E</b>	<b>D</b>
		mm	mm
<b>Typ OS1</b>	= KAM 1200-1399 mm	231	97
<b>Typ OS2</b>	= KAM 1400-1599 mm	281	147
<b>Typ OS3</b>	= KAM 1600-1799 mm	331	197
<b>Typ OS4</b>	= KAM 1800-1999 mm	381	247
<b>Typ OS5</b>	= KAM 2000-2199 mm	431	297
<b>Typ OS6</b>	= KAM 2200-2400 mm	481	347

Übersicht/Overview/Synopsis: 13

**Einbaubeispiele/Mounting examples/Exemples de montage**





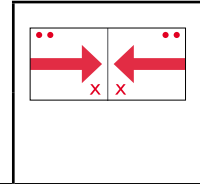
**Übersicht/Overview/Visione d'insieme**

053.3390.071	KAM 1200–1399 mm	<b>Typ S1</b>	•	•
053.3390.072	KAM 1400–1599 mm	<b>Typ S2</b>	•	•
053.3390.073	KAM 1600–1799 mm	<b>Typ S3</b>	•	•
053.3390.074	KAM 1800–1999 mm	<b>Typ S4</b>	•	•
053.3390.075	KAM 2000–2199 mm	<b>Typ S5</b>	•	•
053.3390.076	KAM 2200–2400 mm	<b>Typ S6</b>	•	•

**Garnituren/Sets/Garnitures**

<b>2</b> Türen Doors Portes	<b>Typ S1 = KAM 1200–1399 mm 053.3390.071</b> <b>Typ S2 = KAM 1400–1599 mm 053.3390.072</b> <b>Typ S3 = KAM 1600–1799 mm 053.3390.073</b>	<b>Typ S4 = KAM 1800–1999 mm 053.3390.074</b> <b>Typ S5 = KAM 2000–2199 mm 053.3390.075</b> <b>Typ S6 = KAM 2200–2400 mm 053.3390.076</b>
		1 x  23.5 x 14.5 mm
2 x	1 x	1 x
	14 x	8 x
2 x  16.5 x 23.5 mm		
1 x	1 x	1 x
	1 x	1 x
		2 x  58.5 x 15.5 mm

**Übersicht/Overview/Visione d'insieme**



053.3389.071	KAM 1200–1399 mm	<b>Typ OS1</b>	•
053.3389.072	KAM 1400–1599 mm	<b>Typ OS2</b>	•
053.3389.073	KAM 1600–1799 mm	<b>Typ OS3</b>	•
053.3389.074	KAM 1800–1999 mm	<b>Typ OS4</b>	•
053.3389.075	KAM 2000–2199 mm	<b>Typ OS5</b>	•
053.3389.076	KAM 2200–2400 mm	<b>Typ OS6</b>	•

**Garnituren/Sets/Garnitures**

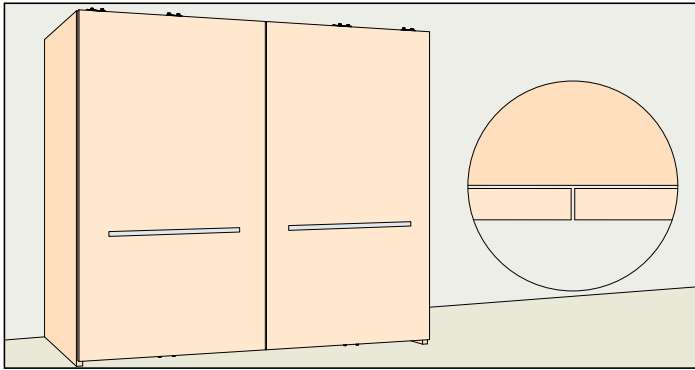
<b>2</b> Türen Doors Portes	<b>Typ OS1= KAM 1200–1399 mm 053.3389.071</b> <b>Typ OS2= KAM 1400–1599 mm 053.3389.072</b> <b>Typ OS3= KAM 1600–1799 mm 053.3389.073</b>		<b>Typ OS4= KAM 1800–1999 mm 053.3389.074</b> <b>Typ OS5= KAM 2000–2199 mm 053.3389.075</b> <b>Typ OS6= KAM 2200–2400 mm 053.3389.076</b>			
			 1 x	 1 x	 8 x	 2 x
 4 x	 2 x	 4 x	 14 x	 1 x	 2 x	 58.5 x 15.5 mm



Hawa Frontino 40 H FS

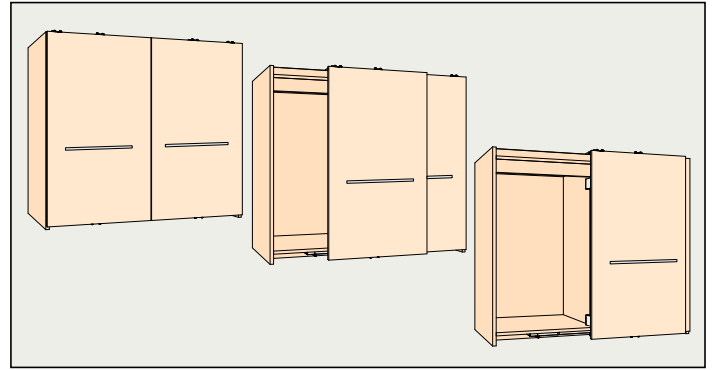
Hawa Frontino 40 H FS





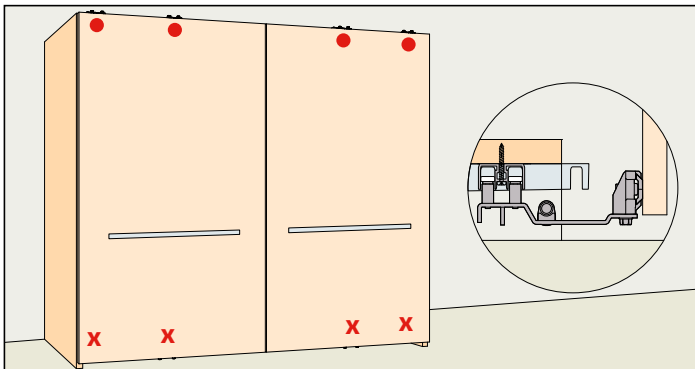
**Flächenbündiges Design – Schiebelösung ohne Türversatz**

Flush design – Sliding solution without door offset  
 Design affleurant – Solution coulissante sans retrait de la porte



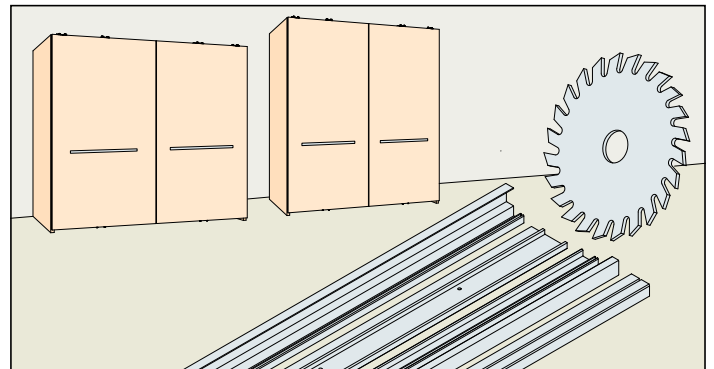
**Hoher Bedienungskomfort – Ergonomische Öffnungsform**

Extremely convenient operation – Ergonomic opening design  
 Grande confort d'utilisation – Forme d'ouverture ergonomique



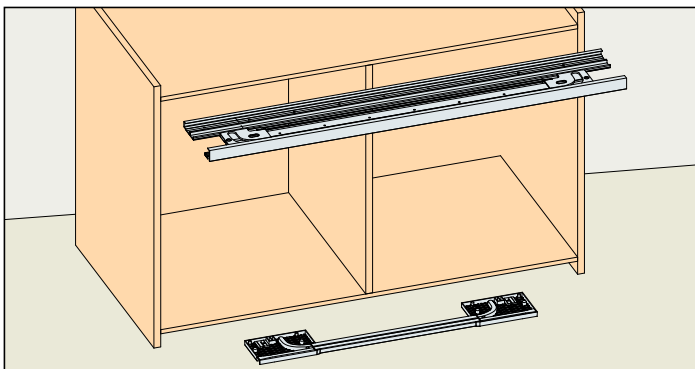
**Hochwertig in der Anwendung – Hohe Türstabilität dank 4-Punkt-Führung**

High-quality application – Door is extremely stable thanks to 4 point guidance  
 Application de grand standing – Grande stabilité de la porte grâce au guidage à 4 points



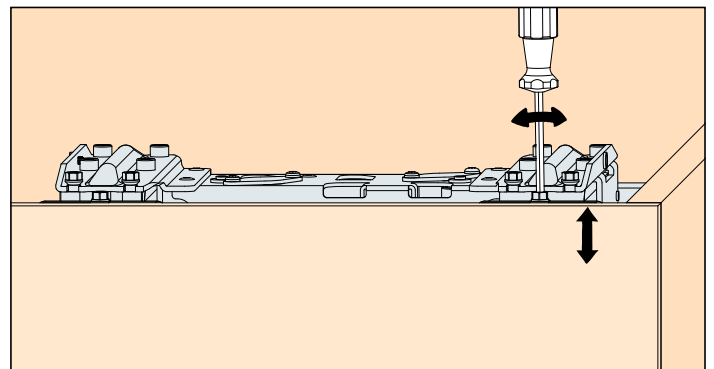
**Flexible Schrankbreiten – Schienenset kann individuell gekürzt werden, kein Rastermass**

Flexible cabinet widths – Track set can be shortened individually, no system drillings  
 Largeurs d'armoire flexibles – Le set de rails peut être raccourci sur mesure, pas de trame



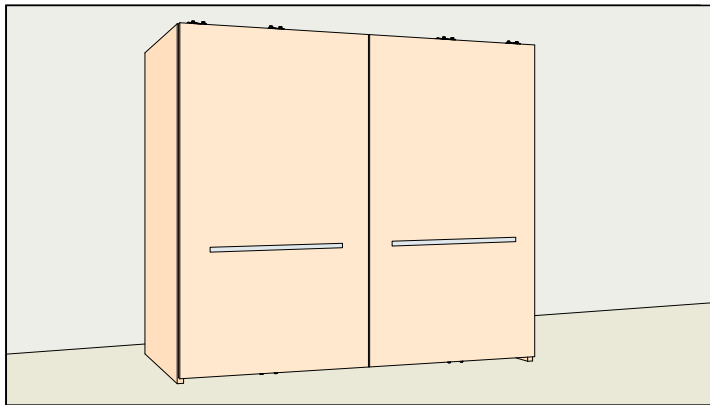
**Effizienz und Wirtschaftlichkeit – Keine Korpusbearbeitung erforderlich**

Efficient and cost-effectiv – No cabinet processing required  
 Efficacité et rentabilité – Aucune préparation nécessaire sur le corps de meuble



**Clevere Montage – Einfache, schnelle Höhenjustierung**

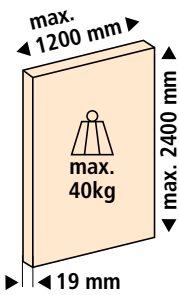
Intelligent installation – Simple, quick door adjustment  
 Montage intelligent – Réglage de la porte simple et rapide



**System: Lauf- und Führungsschiene aufgeschraubt, ohne Korpusbearbeitung, für zwei Holztüren bis 40 kg. Design Flächenbündig /Forslide**

System: Running and guide track screwed on, without cabinet modification, for two wooden doors up to 40 kg. Flush design /Forslide

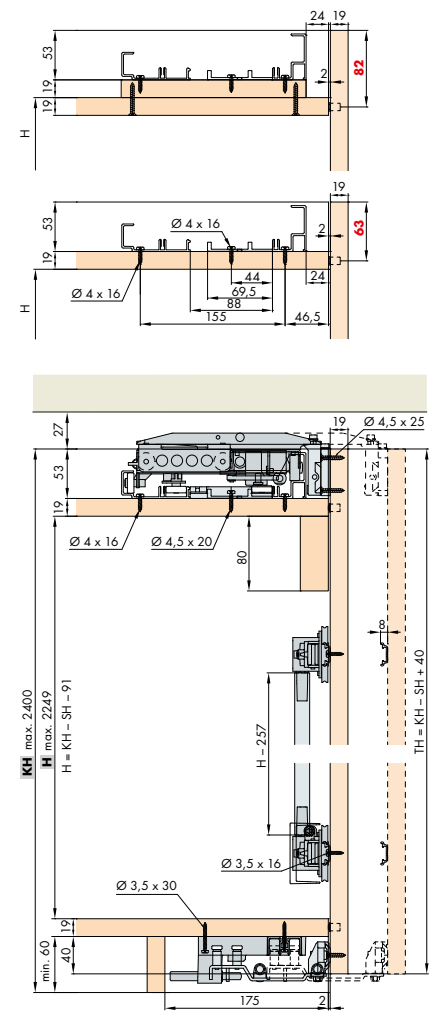
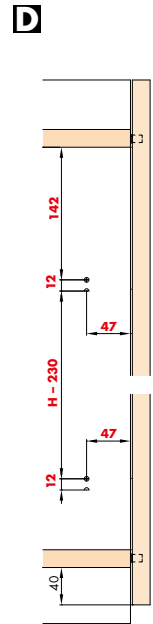
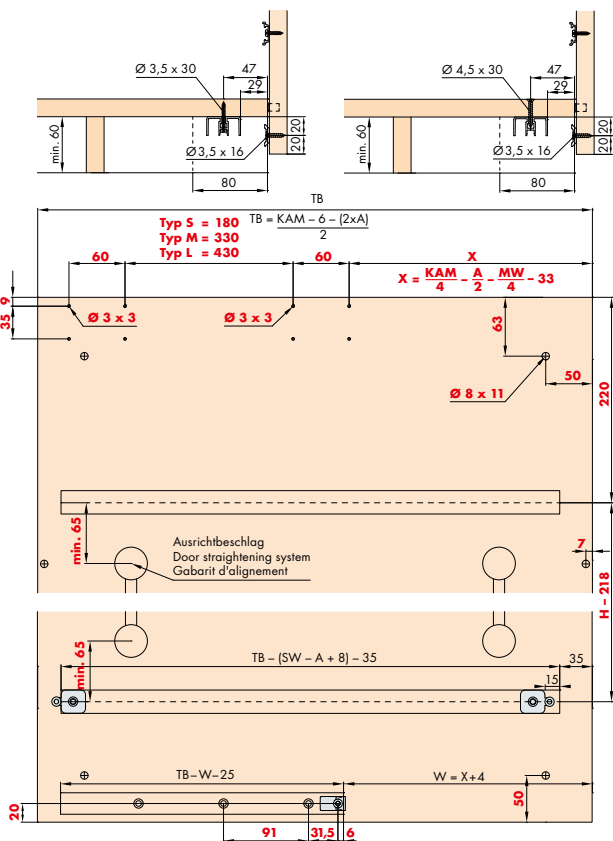
Système: rails de roulement et de guidage vissés, aucune préparation nécessaire le corps de meuble, pour deux portes en bois jusqu'à 40 kg. Pour deux portes en bois jusqu'à 20 kg. Design affleurant /Forslide



Abkürzungen/Abbreviations/Abréviations			
TH	Türhöhe	Door height	Hauteur de porte
TB	Türbreite	Door width	Largeur de porte
H	Höhe	Height	Hauteur
W	Position Führung	Guide position	Position guidage
X	Bohrung Frontbefestigung	Drill hole front fixing	Perçage fixation de la face
Y	Bohrung Position Steuerkurve	Drill hole position radial cam	Perçage position came de commande
Z	Kante Position Steuerkurve	Edge position radial cam	Bord position came de commande
U	Position Führungsschiene	Position guide track	Position rail de guidage

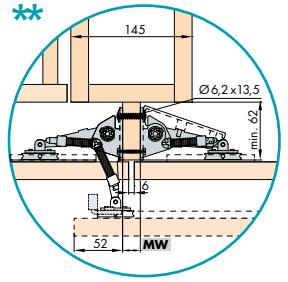
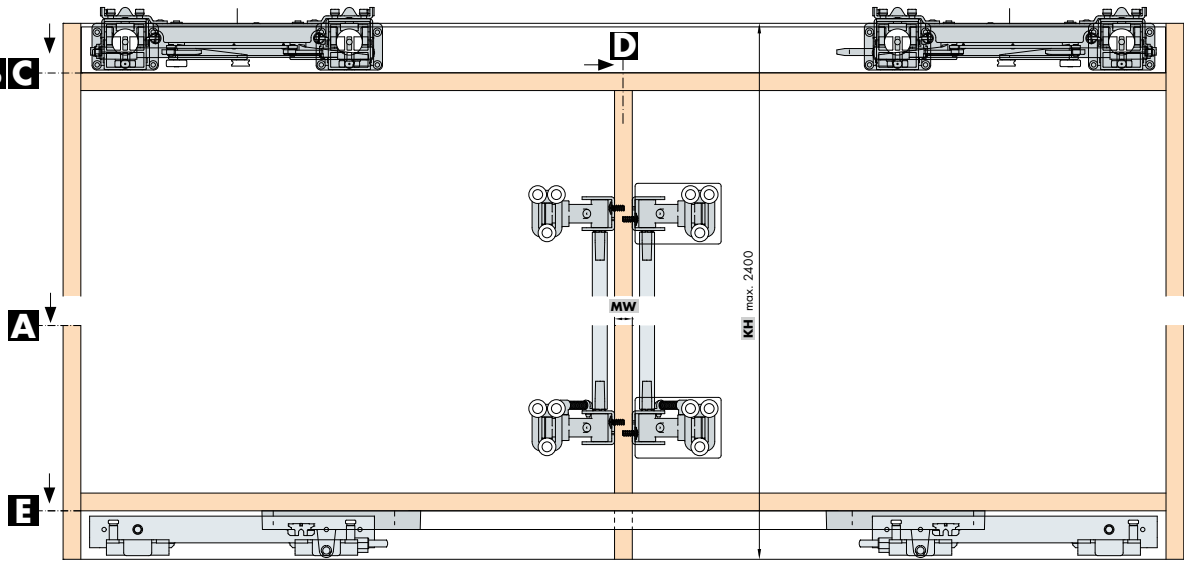
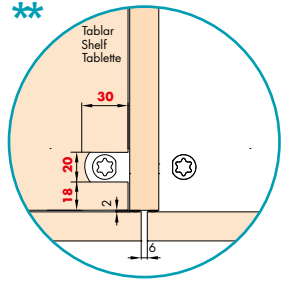
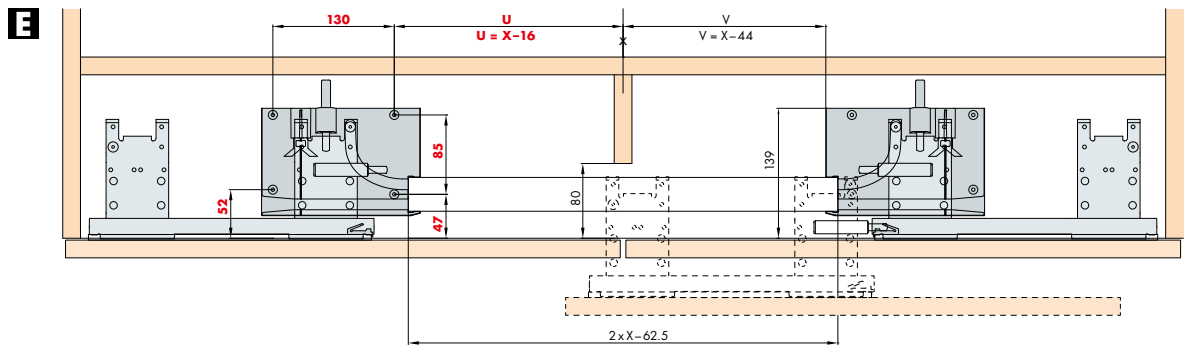
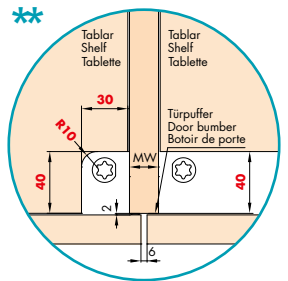
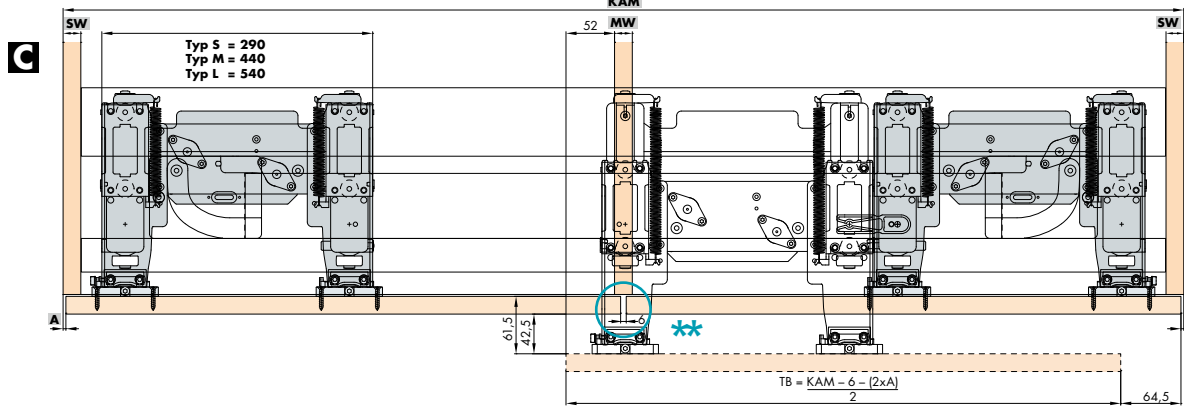
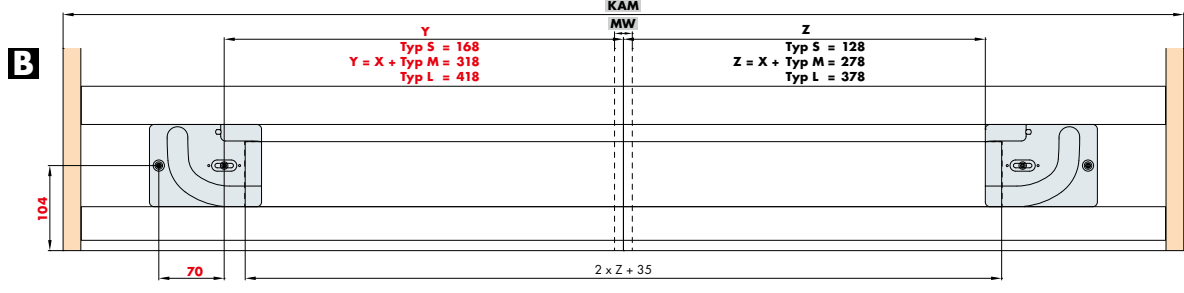
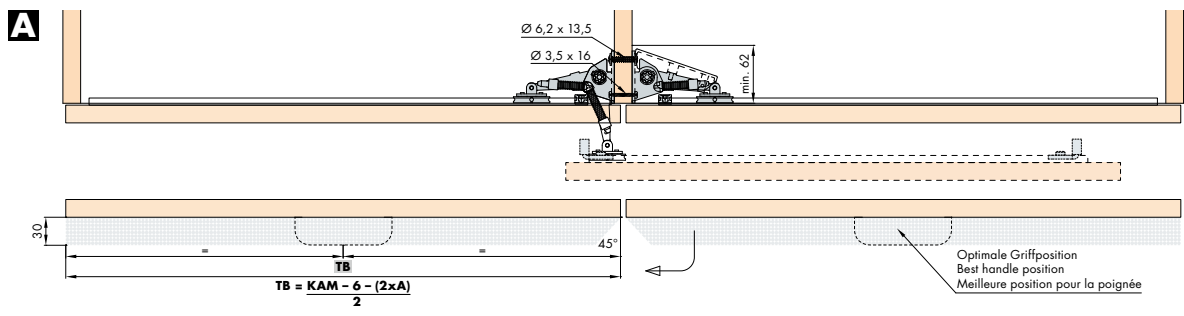
Einbaugrößen/Installation dimensions/Dimensions de montage	
Typ S	= KAM 1200-1799
Typ M	= KAM 1800-2199
Typ L	= KAM 2200-2400
<b>Übersicht/Overview/Synopsis:</b> 18	

**Einbaubeispiele/Mounting examples/Exemples de montage**



**Bearbeitung = rote Zahlen/Preparation = red numbers/Préparation = numéros en rouge**

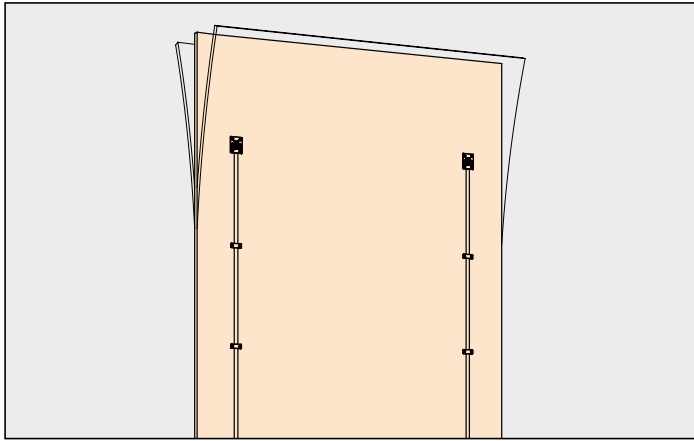




**Mit Auszug/Schublade**  
 With pull-out/drawer  
 Avec extension/tiroir



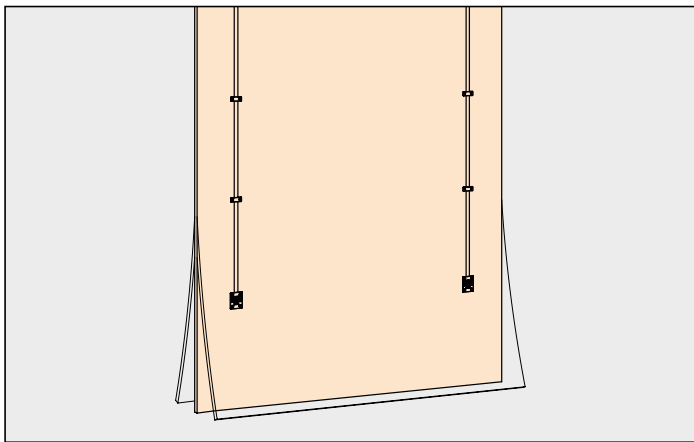
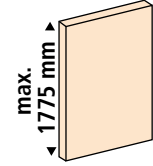
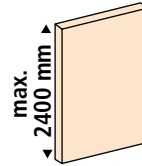
# Ausrichtbeschlag | Straightening fitting | Ferrure de redressement



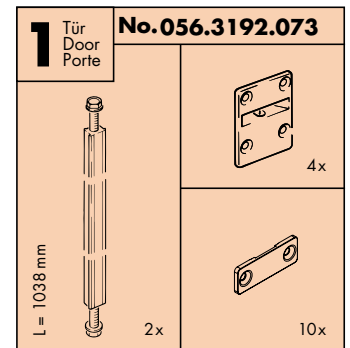
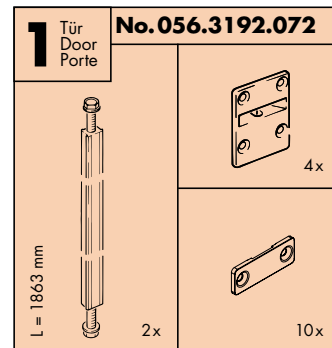
## Ausrichtbeschlag zur Stabilisierung von Schiebetüren ab 1215 mm bis 2600 mm Höhe. (Für Hartholz nicht geeignet)

Straightening fitting for stabilising sliding doors from 1215 mm up to 2600 mm high. (Not suitable for hard wood)

Ferrure de redressement pour la stabilisation de portes coulissantes d'une hauteur de 1215 mm jusqu'à max. de 2600 mm. (Ne convient pas pour bois dur)



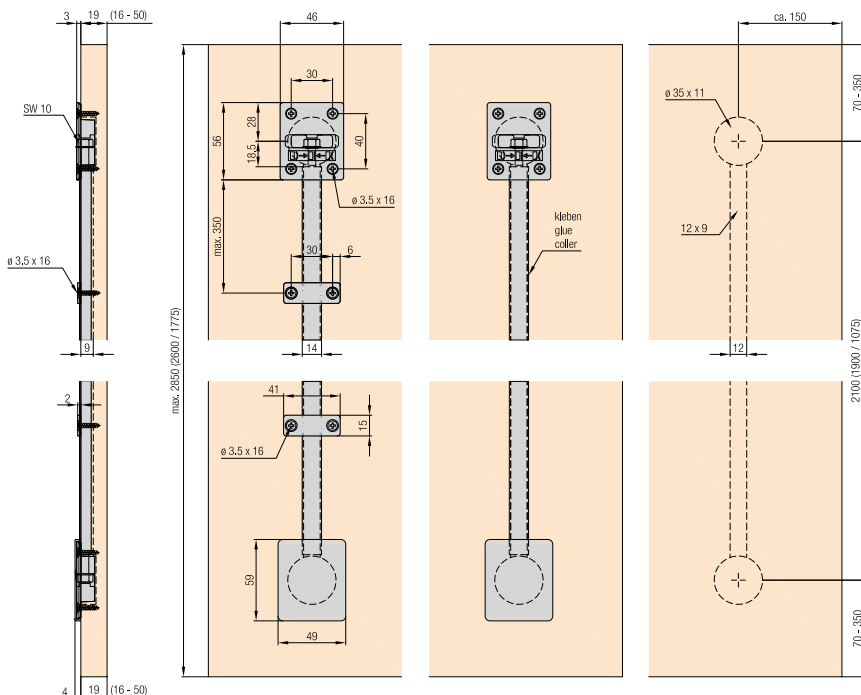
## Garnituren/Sets/Garnitures



☐ Alu/Aluminium/Alu

⊗ Eloxiert Schwarz/Anodized black/Anodisé noir

## Einbaubeispiele / Mounting examples / Exemples de montage



## Montage/Mounting/Montage

- mit vormontierter Sechskantschraube im Spannprofil
- für kürzere Türen kann das Profil zugeschnitten werden
- pro Türe empfehlen wir 2 Beschläge
- with pre-mounted hexagon bolt in tightening profile
- the profile can be cut to size for shorter doors
- we recommend 2 fittings per door
- avec boulon à six pans, prémonté dans le profil de fixation
- le profil peut être coupé sur mesure pour les portes plus courtes
- nous conseillons 2 ferrures par porte

**Flyer Hawa Ausrichtbeschlag**  
Flyer Hawa Straightening fitting  
Flyer Hawa Ferrure de redressement

Jetzt downloaden: in Deutsch,  
Englisch und Französisch  
Download now: in german,  
english and french  
Téléchargez maintenant:  
en allemand, anglais et français





**Hawa Sliding Solutions AG**

Untere Fischbachstrasse 4, 8932 Mettmenstetten, Switzerland  
Phone +41 44 787 17 17, Fax +41 44 787 17 18  
info@hawa.com, www.hawa.com